

# DAMA

## JOINT PLATE CNC HIGH SPEED DRILLING CENTER




ISO9001:2000



### Features

1. HDC with high speed spindle up to 2500 rpm, supports cooling thru spindle & rigid tapping for heavy duty drilling & high efficiency.
2. Best solution for modern high speed plate drilling. More than double the efficiency of hydraulic feed drilling machines.
3. CNC system: Dama-Syntec Special purpose CNC system; Windows CE base for plate drilling jobs with easy operational interface.
4. Rigid BT 40 taper spindle; drilling diameter from 6~50 mm for most steel construction applications: joint plate, heat changer plate.
5. Max drilling thickness up to 100 mm, users can load many plates as layers & drill together.
6. Supports rigid tapping from M8~M24 for steel construction jobs or machine parts.
7. Four basic working areas, one area under drilling, operators can load / unload work pieces in other areas to reduce idle time.
8. Users can set up more than 4 program home positions to pre-set different drilling jobs on the same working table.
9. Chain type chip conveyer easily cleans chips after drilling. Chips are moved & loaded into the chip cart for easy recycling.
10. Longitudinal axes (2 sides ) with auto clamping device to hold & clamp the machine body tightly during drilling & enhance the machine stability.

## SPECIFICATIONS

Model	HDC-1020	HDC-1640	
IPC CNC Controller (TAIWAN SYNTEC Series)	10.4" LCD Color Display Part Program Loading: ▶ USB Port ▶ RS-232, RS422, Serial Port ▶ 10 / 100 MB Ethernet RJ45		
High Speed High Precision Spindle	BT 40 Spindle Rotary coupling, standard for cooling-thru tools. Includes spindle air cooling system & air positive pressure system to protect the spindle.		
Spindle Motor & Inverter	10 HP	20 HP	
Spindle rpm	200 ~ 2000 rpm		
Drilling Capability (Material Thickness)	ø6 ~ ø50 ( 6t~100t)		
Tapping Capability	M8 - M24		
X,Y AC Servo Driver and Motor	1 kW		
Z AC Servo Driver and Motor	2 kW Driver and Motor With Brake		
Positioning Speed	X, Y:12000 mm/min, Z:6000 mm/min		
Positioning Accuracy	≤±0.1 mm		
Reproducibility Accuracy	≤±0.02 mm		
Verticality Accuracy	≤0.05 / 300 mm		
Tool Length (Attach Auto Measurement)	170 to 300 mm		
Work Area	Plate Dimension	L x W mm	
One Area		1000 x 2000	1600 x 4000
Two Area		1000 x 900	1600 x 1950
Four Area		450 x 900	750 x 1950
Number of Hydraulic Fixture	12 sets	16 sets	
Chip Conveyer	Standard		
Cooling Recycling System & Water Tank	High Pressure Coolant		
File Transfer Software for (DXF to G, M Code)	Standard		
Power Supply	3ø, 220V, 20HP	3ø, 220V, 30HP	
Air Pressure	4 kg/cm <sup>2</sup>		
Machine Weight	4.0T	8.0T	
Machine Dimension (L x W x H)	2780 x 3540 x 3160 mm	5070 x 3800 x 3160 mm	
ATC Tool Change (Option)	10 Tools - Umbrella Type		

This information is subject to change without prior notice.

